

HANDCASE

VIRTUAL MONEY USER MANUAL

This manual is intuitive as our software, is enough to observe the images to understand as to use best of and the more efficient form. The screens follow the logical order of the presentation them tools in the interface of each software.

Descriptive

Suite of 6 tools for Palm to organize personal or familiar finances. You can manage the expenses, taxes and payments organized per day, week, month, trimester, semester and year. Tools included: expenses and profits, goals, planner and agenda with alarm and notations.

1.3 - PALM OS 3.5 or superior (ram 70 KB)

Install

Just unpacking the zip on the desktop and give a double click the file **vmoney_eng.prc** the tool installation of your Palm will open showing the file being synchronized, synchronize and ready.

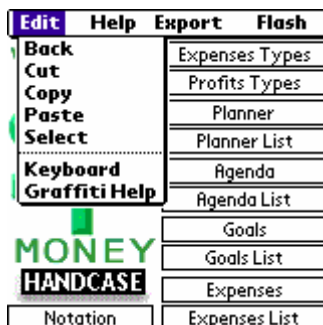


You recognize by the icon on the side.

Interface inicial



Here you choose the tool you want.



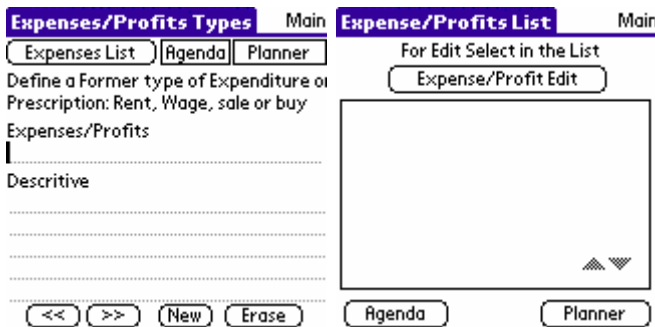
Standard menu, just copy and paste the other tools in VIRTUAL MONEY information and vice versa.



In this menu you export to another Palm reminders, expenses, tasks and calendar.



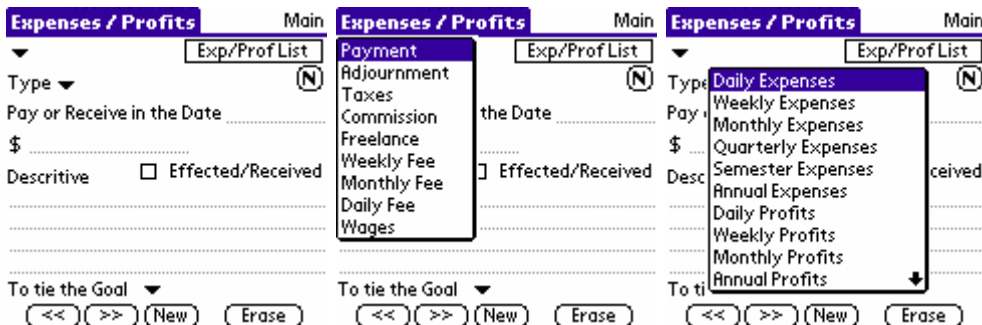
In this menu you access the tools directly from your standard Palm.



Here you add revenue and expenses that will be available in other tools.



Here you add the sources of income and expenses and will be available in other tools.



Expenses / Profits		Main		Expenses/Profits List			Main	
Type	Monthly Expenses	Exp/Prof List	(N)	Goals	Date	Value		
Pay	Quarterly Expenses							
\$	Semester Expenses							
Desc	Annual Expenses							
	Daily Profits							
	Weekly Profits							
	Monthly Profits							
	Annual Profits							
	Other Expenses							
To ti	Other Profits							
<input type="button" value="<<"/> <input type="button" value=">>"/> <input type="button" value="New"/> <input type="button" value="Erase"/>				<input type="button" value="Goals"/> <input type="button" value="Expenses/Profits"/>				

Here you organize the expenses and revenue. Here you see the list of expenses and revenues.

Goals		Main		Goals List		Main	
Title		Goal	Person				
Person							
Actions							
(N)							
Description							
<input type="button" value="<<"/> <input type="button" value=">>"/>							
<input type="button" value="New"/> <input type="button" value="Erase"/>				<input type="button" value="Goals List"/> <input type="button" value="Expenses / Profits"/> <input type="button" value="Goals"/>			

Here you establish personal or professional goals. Here you see the list of goals.

Planner		Planner List		Main		Planner List			Main	
Subject						E. / P.	Date	Planned		
Date		Agenda								
Sources			(N)							
Expense			(N)							
Details	<input type="checkbox"/> Done		(N)							
<input type="button" value="<<"/> <input type="button" value=">>"/> <input type="button" value="New"/> <input type="button" value="Erase"/>										
<input type="button" value="Planner"/>										

Here you plan your expenses and revenue.

Agenda		Agenda List		Main		Agenda List			Main	
Subject						Date	Time	Subject		
Date		Planner								
Time	until									
Descriptive										
<input type="button" value="Reminder"/> <input type="checkbox"/> Done										
<input type="button" value="(N)"/> <input type="button" value="<<"/> <input type="button" value=">>"/> <input type="button" value="New"/> <input type="button" value="Erase"/>										
<input type="button" value="Agenda"/>										

Here you schedule appointments, receipts and payments.


Subject

Date

.....

.....

.....



<< >> New Erase

Here you make notes in text and sketches.

Any problem with the Software please contact HANDCASE suporte@handycase.com