

HANDCASE

HANDORDER USER MANUAL

This manual is intuitive as our softwares, it is enough to observe the images to understand as using in the best and more efficient way. The screens follow the logical order of the presentation of the tools in the interface of each software.

Descriptive

Software created to organize and automate orders for cafeterias, restaurants, snack bar and others who work with order in paper. It provides the organization of orders or tables, with orders per item is calculated automatically every five items of the order. No PC, or interacts with another program, run exclusively in the Palm and does not generate printing. Recommended only for small businesses, replacing the paper, by mobile electronic system.

1.0 - PALM OS 3.5 or superior (ram 94 KB)

**Important: No PC, or interacts with another program, run exclusively in the Palm and does not generate printing.
Recommended only for small businesses, replacing the paper, by mobile electronic system.**

Install

If you received the program for e-mail, unzip is enough the zip in the desktop and to give a double click in the file **HandOrder.prc** the tool of installation of your Palm will open presenting the file to be synchronized, synchronize and ready or in the next synchronization he will be installed.

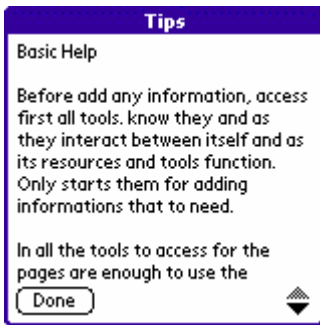


You will recognize it for the icon to the side.

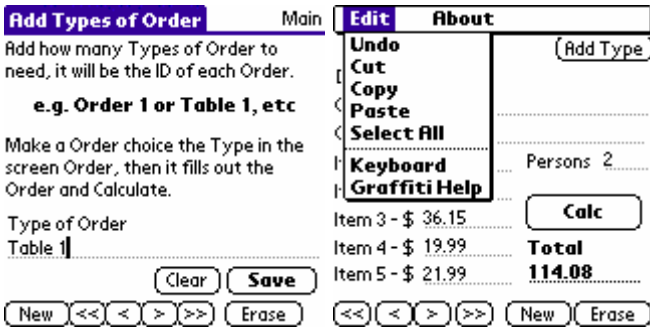
Initial Interface



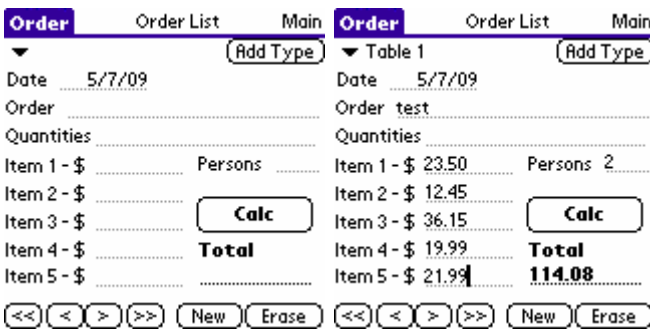
Here you choose the tool that is going to use.



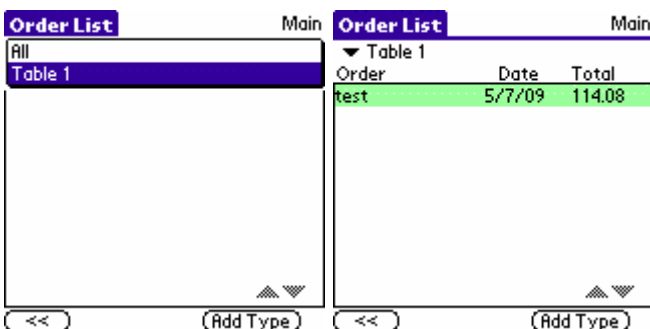
Here you access basic help by "i" icon on top of the start screen.



Here you increase the Orders. Of the form as described in the screen. With the menu you can write in the Memopad of the Palm Desktop after synchronize, open the Memopad of the Palm copy the content and vice versa.



In this screens you choose the Order in the suspended menu in the top of the screen and will see the relation of Orders, increase the complementary information, the values and the program calculates for yourself.



In the Order List you choose order for check data.

Any problem with the Software contact [HANDCASE suporte@handycase.com](mailto:HANDCASE_suporte@handycase.com)

Access: <http://www.handycase.com/eng>