

HANDCASE

HandItems User Manual

This manual is intuitive as our softwares, it is enough to observe the images to understand as using in the best and more efficient way. The screens follow the logical order of the presentation of the tools in the interface of each software.

Descriptive

Software with 9 tools, useful for organizing items (regardless of type, function, or need) in business, military, auctions, such as e-Bay dealers, NGOs, hospitals, etc.. Extremely useful in the field (emergencies, contingencies, training). Structured in Organize, Buy Items, basic items, items purchased, items sold, items exchanged, Urgent Items, Reminders and Reports.

1.0 - PALM OS 3.5 or superior (ram 119 KB)

Install

If you received the program for e-mail, unzip is enough the zip in the desktop and to give a double click in the file **HandItems.prc** the tool of installation of your Palm will open presenting the file to be synchronized, synchronize and ready or in the next synchronization he will be installed.



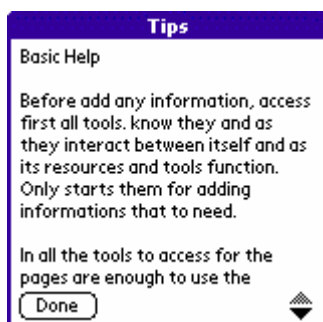
You will recognize it for the icon to the side.

Initial Interface

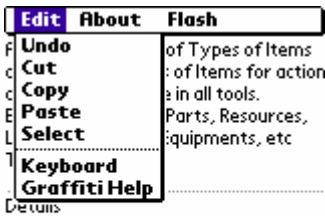


Here you choose the tool that is going to use.

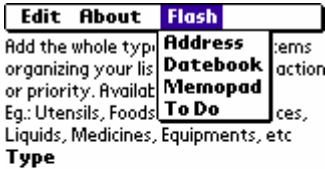
Note.: You will be able to copy of the Memopad of your Palm all the information and put in the HandItems as well like copy of him and paste in the Memopad for use from the Palm Desktop. In the tools the button beam. It facilitates the transference for another Palm that have the HandItems installed of the information of clients between colleagues.



The Basic Help you access clicking in the (i) in the top of the initial screen.



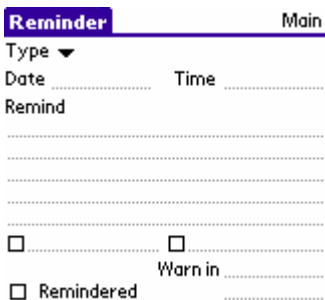
Here as in the screens of the other tools you choose in the menu the option of action that judge necessary.



Here as in the screens of the other tools you choose in the menu and accesses the tools standard of the Palm being able to to the dates them come back straight for the HandItems.



Here you register kinds of topical e.g. appliances, Sustenances, liquid, equipment, clothing, pieces, machines etc. Will be available in the suspended menu of all the tools.



Here you record the reminders and will be notified (visual notice – start on the Palm and opens the program and sonorous).

Exchanged Items Main

Type ▼
Change For

.....
.....
.....
.....

Note

<< >> Beam New Erase

Here you register exchanged items.

Sold Items Main

Type ▼
Date Time

.....
.....
.....
.....
.....
.....

<< >> Beam New Erase

Here you register sold items.

Purchased Items Main

Type ▼
Date Time

.....
.....
.....
.....
.....
.....
.....
.....

<< >> Beam New Erase

Here you register purchased items.

Buy Items Main

Type ▼
Date Time

.....
.....
.....
.....
.....
.....
.....
.....
.....
.....

<< >> Beam New Erase

Here you register buy items.

Urgent Items		Main	Urgent Items		Main	Urgent Items		Main
Type ▾			Type ▾		Type ▾			
Date	Time	1	Date	Time	Date	Time		
		2						
		3						
		4						
Date	Time		Date	Time	1	Date	Time	
					2			
					3			
					4			
Date	Time		Date	Time		Date	Time	1
								2
								3
								4

<< >> Beam New Erase << >> Beam New Erase << >> Beam New Erase

Urgent Items		Main
Type ▾		
Date	Time	
Date	Time	
Date	Time	
Date	Time	1
		2
		3
		4

<< >> Beam New Erase

Here you organize itens by priority.

Report		Main
Type ▾		
Date	Time	
Subject		
.....		
.....		
.....		
.....		
.....		
.....		
.....		
.....		

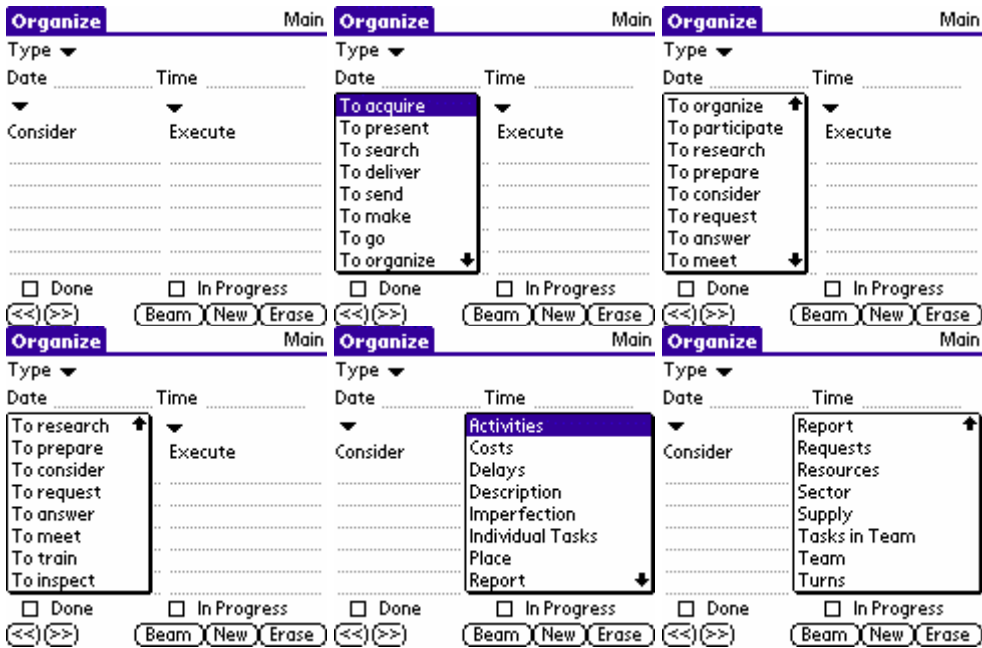
<< >> Beam New Erase

Here you prepare concise reports.

Basic Items		Main
Type ▾		
Date	Time	
.....		<input type="checkbox"/>
.....		<input type="checkbox"/>
.....		<input type="checkbox"/>
.....		<input type="checkbox"/>
.....		<input type="checkbox"/>
.....		<input type="checkbox"/>
.....		<input type="checkbox"/>
.....		<input type="checkbox"/>

<< >> Beam New Erase

In the screens above yourself organize the articles in the diverse tools by action or status (buy, change, sell, etc)



In the screens above yourself organize task by objective and in details.

Any problem with the Software contact [HANDCASE suporte@handycase.com](mailto:HANDCASE_suporte@handycase.com)

Access: www.handycase.com

© 2006/09 Copyright by HANDCASE