

HANDCASE

H A N D F I L E S U S E R M A N U A L

This manual is intuitive as our software, is enough to observe the images to understand as to use best of and the more efficient form. The screens follow the logical order of the presentation them tools in the interface of each software.

Descriptive

With this program you can visualize all the data and files of your palm or of the card of memory. Easy and fast. With him it can create directories in the card of memory, to erase files in the palm and in the card. You will be able to rename cards of memory, to enable only reading and to hide files. Unassuming the volume of information that HandFiles shows of the files as much of the palm as of the card of memory. Handfiles is the internal manager of your Palm. Only for colored palm. In english.

1.0 - PALM OS 3.5 or superior with card reader (ram 91 KB)

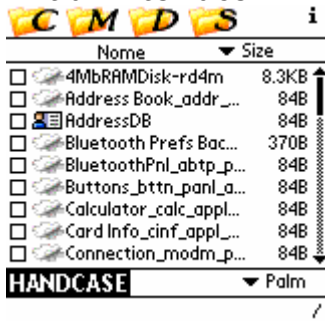
Install

Just unpacking the zip on the desktop and give a double click the file **HandFiles_eng.prc** the tool installation of your Palm will open showing the file being synchronized, synchronize and ready.

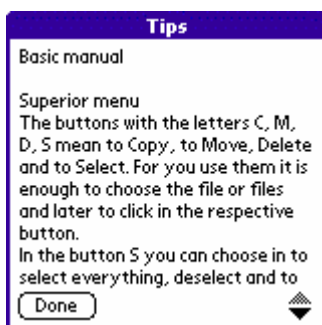


You recognize by the icon on the side.

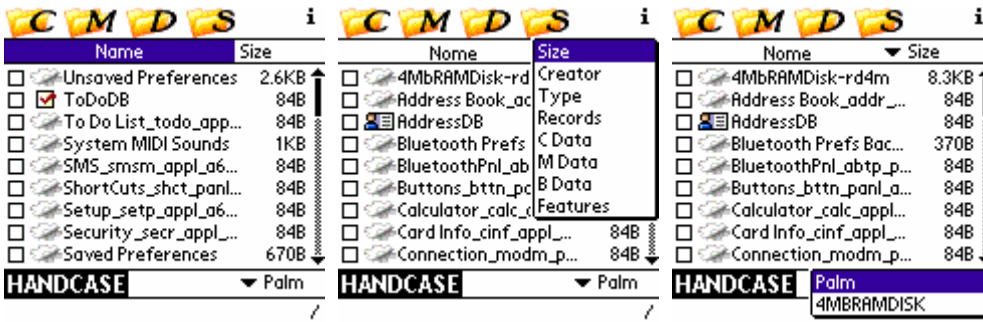
Initial Interface



The pastes with the letters C, M D and S mean for the order: to Copy, to Move, Delete and to Select.



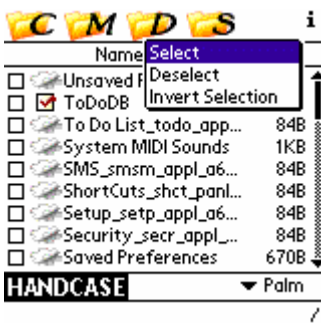
Here you visualize the manual that this available one through the icon(i) in the top of the screen.



Here you have fast and easy access to all the files of your palm and of your cards of memory. When HANDFILES is begun for the first time, he reads the whole content of your palm and of the card that is in him.



It is enough to access the suspended menu to adjust the configuration. In the tool Information you are able besides visualizing the general information, rename the card of memory. To adjust to be only in reading or to hide the most sensitive files.



Here when clicking in the button S you can choose in to select everything, deseleccionar and to invert the selection.

Any problem with the Software please contact HANDCASE suporte@handycase.com

Access: www.handycase.com/eng

© 2007/2010 Copyright by HANDCASE