

HANDCASE

HANDEVENTS USER MANUAL

This manual is intuitive as our software, is enough to observe the images to understand as to use best of and the more efficient form. The screens follow the logical order of the presentation them tools in the interface of each software.

Descriptive

Suite 3 tools integrated into a single interface into one program bringing together the calendar of events, an organizer of events where you can assemble your personal guide to events, and they could register and organize autographs of celebrities in the events.

1.0 - PALM OS 3.5 or superior (ram 88 KB)

Install

Just unpacking the zip on the desktop and give a double click the file **Handevents.prc** the tool installation of your Palm will open showing the file being synchronized, synchronize and ready.

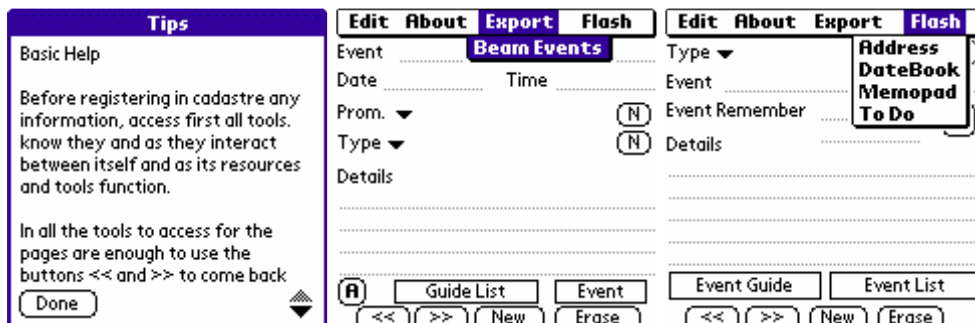


You recognize by the icon on the side.

Initial Interface

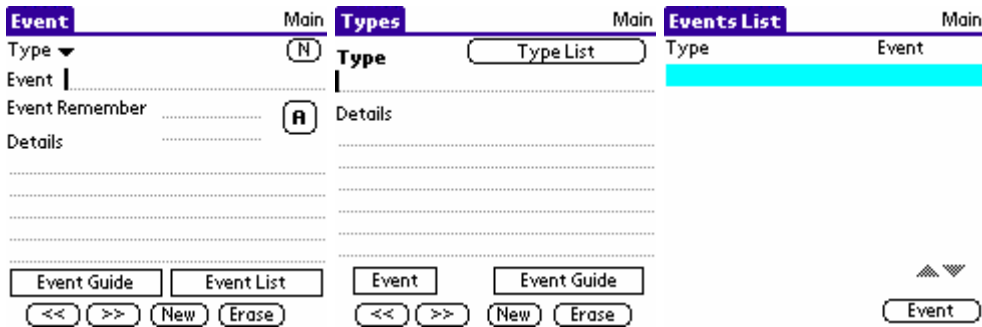


Here you choose the tool you want.



Here as in the following screens you can choose the type of action you want to use, copy and paste to transfer the event to another Palm, which possesses the HandEvents, at the same time can access the standard tools such as the Palm Agenda etc and back straight for HandEvents.


Note: You can copy to your Palm Memopad of all the information and put in handevents and copy it and paste to use in Memopad from the Palm Desktop.



In these screens you can register for each event and view the relationship in the listing of events.



In these paintings you can register events scheduling can also organize them by events promoters and type and view the relationship of events in the listing.



In this screen you can register and organize them, autographs at events.

Any problem with the Software please contact HANDCASE suporte@handycase.com

Access: www.handycase.com/eng

© 2006/09 Copyright by HANDCASE