

HANDCASE

NETWORKING USER MANUAL

This manual is intuitive as our software, is enough to observe the images to understand as to use best of and the more efficient form. The screens follow the logical order of the presentation them tools in the interface of each software.

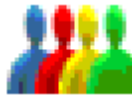
NetWorking

This software is designed exclusively with the task of organizing its network of relationships. Your contacts (with viewing hidden for more security), related activities, events, meetings, all that is finally related to the construction and organization of their network of relationships. Includes manual (Palm), as building a network of relationships.

1.0 - All models with Palm System (ram 107 KB)

Install

Just unpacking the zip on the desktop and give a double click the file **Networking_eng.prc** the tool installation of your Palm will open showing the file being synchronized, synchronize and ready.



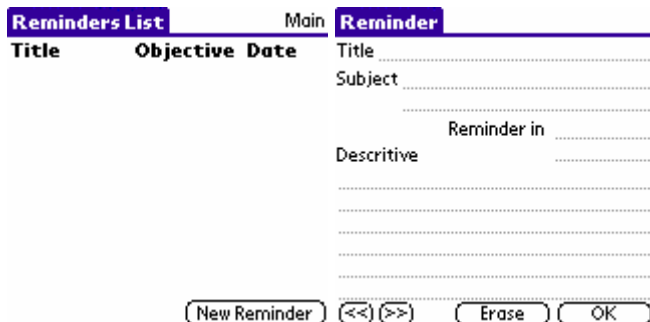
You recognize by the icon on the side

Initial Interface

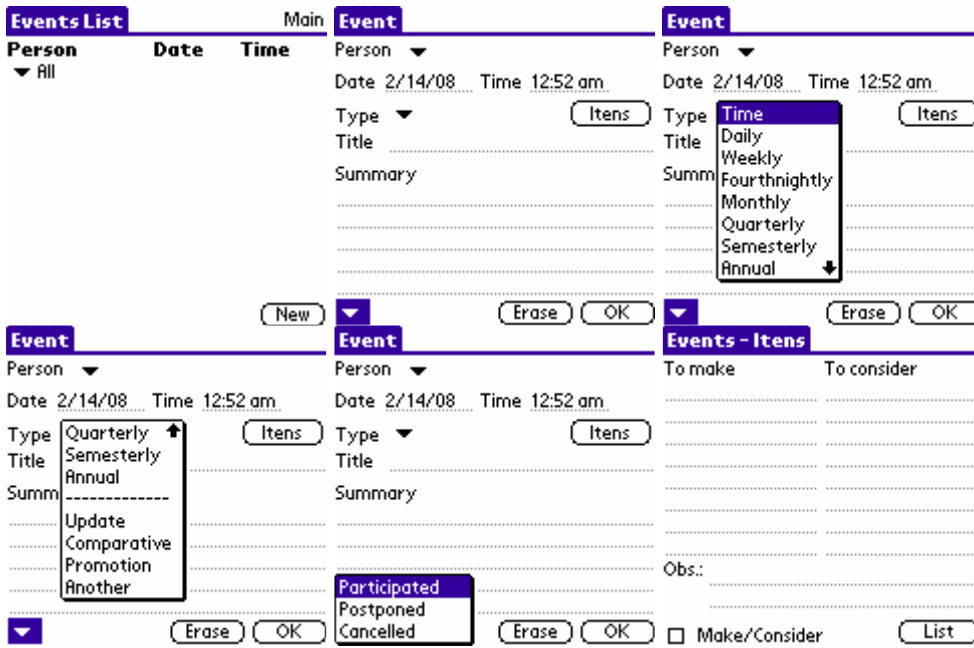


Here as in the screens of other tools you choose the option from the menu of action it deems necessary. **Note:** You may copy of Memos from his Palm all the information and put in NETWORKING and copy and paste it to use Memos from the Palm Desktop.

The help is present in all the tools, when you have doubt consultation it without having to open the manual. You access through the (i) icon at the top right of your screen.



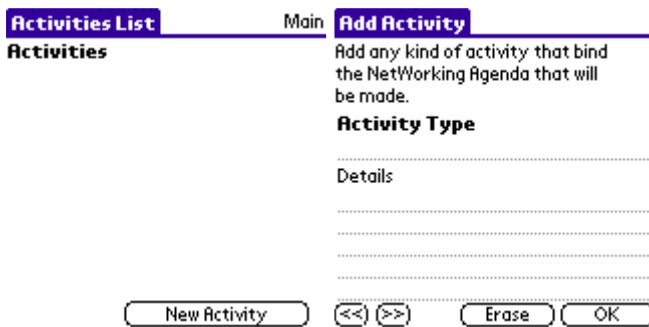
Here you record the reminders and will be warned (visual warning - linking the Palm and open the program and sound alert).



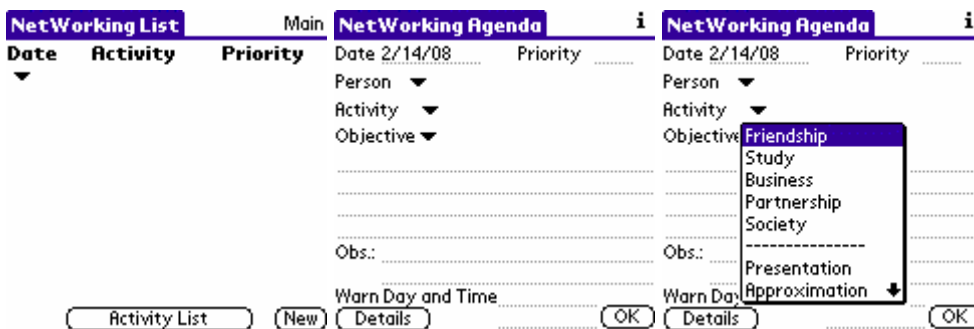
In the screens above you list and prepares its events linking them to each person in your networking.

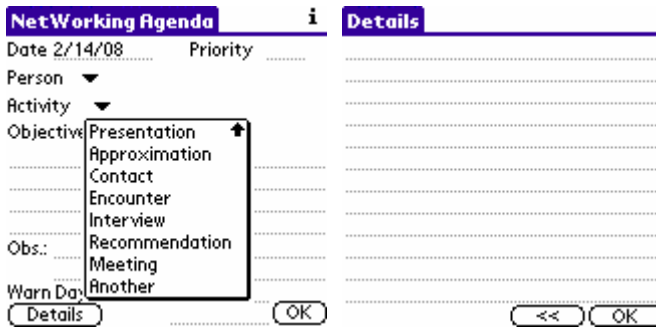


Here you register and list the people who comprise its networking.



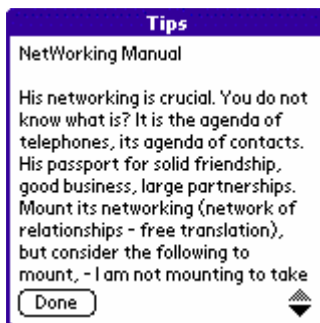
Here you register and list the activities with your networking.





In the screens above prepares the agenda defining the person, activity, the objective and descriptive of the action with its networking.

In the list of NetWorking can make the display using two options (the list down menu choose all - and see all the people with the activities and per person choosing name by name down menu).



Here you get a condensed version of the manual of "networking manual."

Do not forget to read from time to time in Palm your manual of "networking manual."

Manual Author "**Networking Manual**"

Ricardo Garay

Compiled from his book in Portuguese "**to build a company of internet**"

Any problem with the Software please contact HANDCASE suporte@handycase.com

Access: www.handycase.com

© 2008 Copyright by HANDCASE