

HANDCASE

HANDWIDGETS User Manual

This manual is intuitive as ours products, observe the images to understand as to use best of the more efficient way. The screens follow the logical order of presentation of the tools in each software.

HandWidgets they are an only concept for Palm. The version for palm of known widgets (small software that run in computers). The HandWidgets is the manager of softwares and games. It functions integrated to the memory card for where you move softwares and games, not only widgets (by security the rom natives softwares are not visualized), creating links right-handers in launcher of palm.

He is one 2 in 1. In english. **In the end of this manual all image of the widgets.**

2.0 - PALM OS 3.5 or superior and card reader (ram 111 KB)

Requeriments

memory card

Important: It only functions in palms with support the SD memory card.

Each widget varies of 30 KB the 390 KB – transfer for card, each widget in your palm stay with 1KB.

Installation

You received the program by email, just unpack zip in the work area and gives a double click in the archive **handwidgets.prc** the tool of installation of its Palm will go to open and present the archive to be synchronized, synchronizes and ready or in the next synchronization it will be installed.



You will recognize them by the icon to the side.

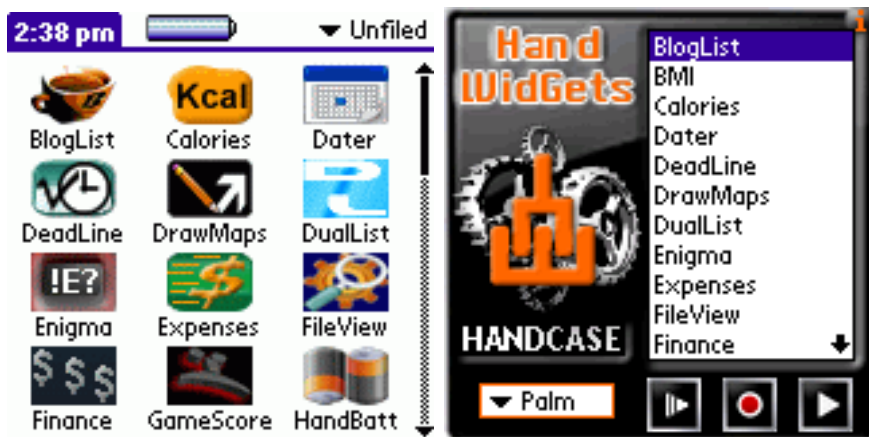
Initial Interface



Here you have the interface of the HandWidgets. Through it you he will be able to move for the card, to erase in palm and the card, to sail in such a way for the lists of palm as of the card among others resources.



It observes the two screens above. The first one shows softwares that already it comes installed in its palm and the icon of the HandWidgets. In the second screen the opened HandWidgets, observes that those softwares of the first screen do not appear in the list of the HandWidgets and know because they do not appear? For security, thus you it will not accidentally erase or it will move none of them. It will only read what you to install in palm.



It observes the two screens above. In the first one we place widgets. In second we set in the HandWidgets and the list show everything what it was installed in palm.



In the screen above you see the menu dropdown activated when choosing the one of the options (palm or card) HandWidgets you show in the list what this or palm or the card installed for it.

Obs.: What you already installed in the previous card the installation of the HandWidgets he will not read. So that it reads softwares or games already installed in the card you need you move them for palm, there to open the HandWidgets and moves them for the card again. Because it does not read the content of the card that previously was placed? Because it manages for folders created and managed by it. There it creates links of the programs and games in its launcher.

WIDGETS INSTALLATION

It is enough that it drags for the installer of the Palm for the area of palm that it is in the superior part of the installer. To synchronize and to wait the synchronization process to be concluded.

Obs.: What you already installed in the previous card the installation of the HandWidgets he will not read. So that it reads softwares or games already installed in the card you need you move them for palm, there to open the HandWidgets and moves them for the card again. Because it does not read the content of the card that previously was placed? Because it manages for folders created and managed by it. There it creates links of the programs and games in its launcher.



It observes the two screens above. In the first one we place widgets. In second after run the HandWidgets and selecting one of widgets in the list by the menu below.

MENU



Button left: Click in the list in an of the utility, later click in this button to move.

Button of the middle: Click in an utility and later click in the button of the middle to erase.

Button right: Click in the list in an of the utility, later click in this button to open.



It observes the two screens above. The Calories widget already they are in the card and you can have access of its palm they, observes that they have one * to the side are the identification of that they are links and that they are physically in the card liberating memory of its palm. In second after run the HandWidgets and selecting the option Card the list presents the content organized in the card.



You can still have access any one of softwares and games installed in the card through the HandWidgets. He is enough to select the application one, to click in the button.




In the initial interface of the HandWidgets you can have access the basic help by icon (i) in the right top of the screen.

Any doubt with Software contact the HANDCASE suporte@handycase.com

HandWidgets will have exclusive packages of widgets available only here.

Look below all utilities



HandTime - Calendar and Clocks.



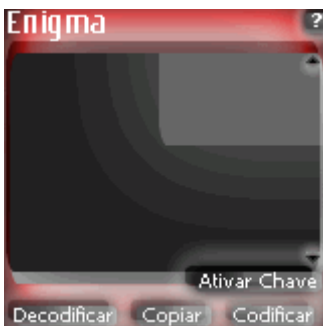
HandPassGen - Generator of Passwords.



Warning - Warning of commitments, events and activities.



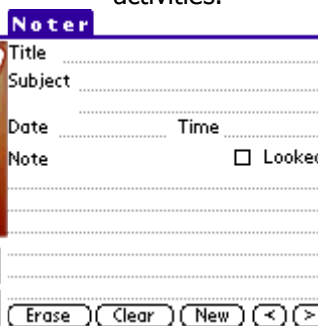
HandCron - Chronometer.



Enigma - Codifier/Decoder of texts.



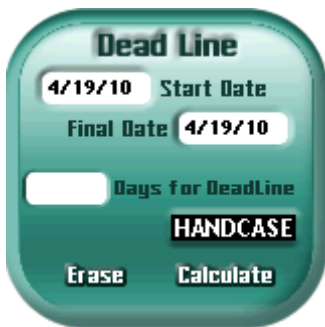
Prancheta - Drawing board of drawings with menu of tools.



Noter - Notepad with extra resources.



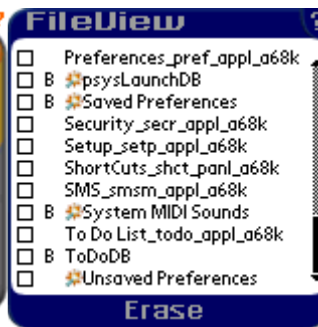
My Diary - Diary with password.



DeadLine - Calculates periods of projects, payments, works etc.



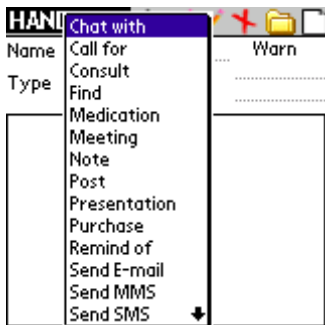
HandBatt - Control of the battery of Palm.



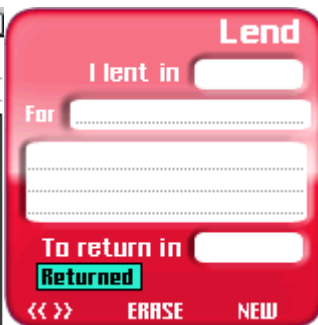
FileView - Viewer of the internal content of Palm.



Calories - Program that calculates consumed calories and you spend, with table of calories included.



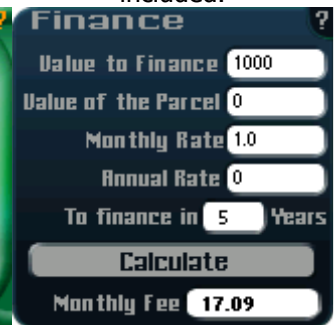
TaskAlarm - Type Annotations of Palm, extremely powerful.



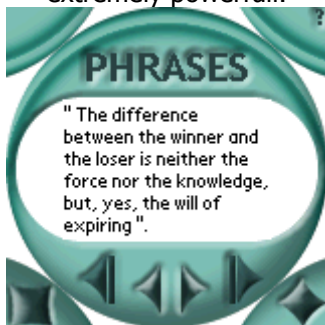
Lend - Control of loans of objects as books, DVDs and CD.



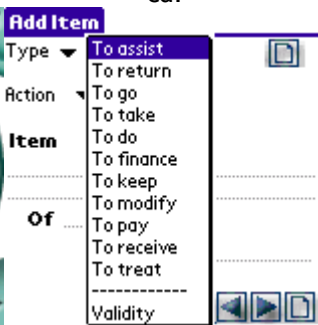
Expenses - Calculate and organize your expenses.



Finance - Calculate financings (it house, car etc).



Phrases - Always have the hand, good and powerful sentences for the day. Create or edit sentences. Including more than 200 sentences.



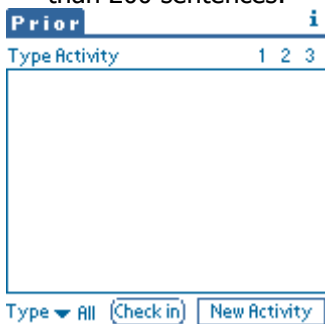
Dater - Software to organize items for initial date and its final date.



StocksCalc - Make calculations of stocks for purchase and sale.



Blog List - Organize the information of your blogs and of blogs that you visit.



Prior - Organize in three levels of priority activities attributing tasks dated them.



HandDate - Tasks a day (today and tomorrow) organized for type and linked people.



Subscribes - Organize your subscriptions of magazines, websites, newspapers etc.



DualList - Organize in lists and tasks in two parallel lists (it home and work).



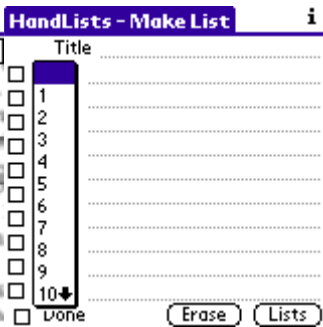
Useful Phones – Organize the telephones and make searches for number.



Gamescore – Organize the plays and games (of pc, console, palm, board etc).



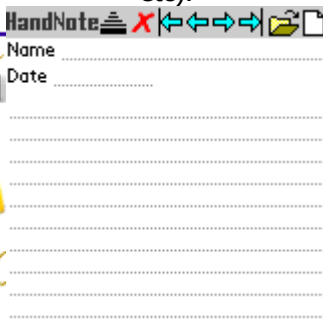
Hand Dic - Create your own dictionary.



HandLists - Creator of lists.



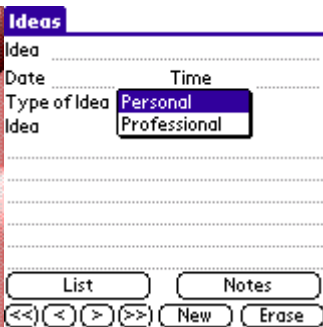
Hand Guide - Create your own guides (of restaurants, drugstores and other).



HandNote - Notepad with intuitive interface, and save of texts in list.



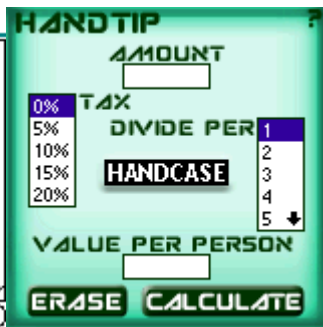
BMI - Calculator of BMI – Body Mass Index - international and UK.



Ideas - Organize your ideas here (personal or professionals).



My CD's – Organize the information of your CD's.



HandTip - Make the calculation of the bill division of the restaurant, bar etc.



My DVD's – Organize the information of your DVD's.



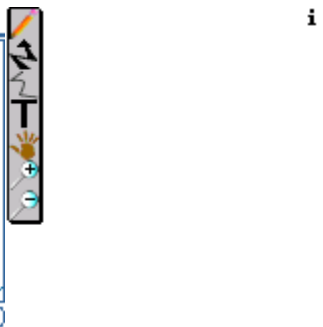
ScoreChess – Organize your plays and chess games.



HandClock – Clock with different layout.



Web List - Organize the websites information and ftp that you access.



DrawMaps - Make your own maps.



HandCourses - Organize basic information of courses.

HandWidgets - 2.0 - For all models with Palm Sistem and Memory Card (ram 111 KB)

Access: www.handycase.com/eng

HandWidgets Website
www.handycase.com/handwidgets/eng

© 2007/2010 Copyright by HANDCASE